



# ABOVE DOOR DOME PANELS


Interior Above Door Dome Panels are exactly what you're looking for to customize your rigs interior! Designed and crafted from 304 Corrosion Resistant #8 Non-Directional Stainless Steel, the Iowa Customs Door Dome Panels install in your existing truck dome mounting holes, so no drilling is required. Additionally, there are multiple light hole configurations!



IC966020-14



IC966021-14



IC966023-14



IC966024-14



IC166022-14



PETERBILT  
FITMENT  
GUIDE



## PRODUCT INFORMATION

Part #	Light Holes	Switch Hole	Finish	Fitment
IC966020-14	2 - Watermelon	No	#8 304 Polished Stainless Steel	Peterbilt 359, 379 & 389
IC966021-14	2 - Watermelon	Yes	#8 304 Polished Stainless Steel	Peterbilt 359, 379 & 389
IC966023-14	8 - 3/4 in. Mini Button	Yes	#8 304 Polished Stainless Steel	Peterbilt 359, 379 & 389
IC966024-14	8 - 3/4 in. Mini Button	No	#8 304 Polished Stainless Steel	Peterbilt 359, 379 & 389
IC166022-14	1 - Watermelon	No	#8 304 Polished Stainless Steel	Peterbilt 389